

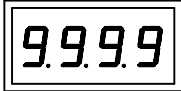
Type: DA10-NAxx/Exxx

Current/Voltage

20mA/10V DC



DA10-NA40/Exxx
case 48 x 24 mm



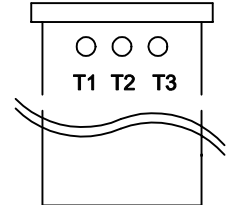
DA10-NA40/Exxx-7
case 72 x 24 mm



DA10-NA40/Exxx-4
case 48 x 48 mm



top side view
front



programming mode

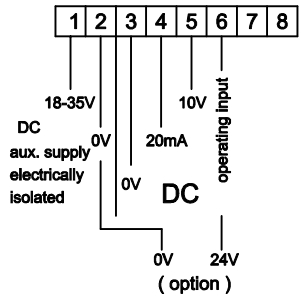
enter into programing mode and to the next menu-position
by operating of push-button T3

menuposition	display	description
Pr	Pr	0 = calibration EXTERNAL A = calibration INTERNAL current (max. 20mA) U = calibration INTERNAL voltage (max. 10V)
0	P 0	input min. display value select digit with T2 adjust digit with T1
1	P 1	P-L take-over min. input signal with T2 (EXT. to be supplied) calibration INTERNAL: enter min. Internal signal select digit with T2 adjust digit with T1
2	P 2	input max. display value select digit with T2 adjust digit with T1
3	P 3	P-H take-over max. input signal with T2 (EXT. to be supplied) calibration INTERNAL: enter max. Internal signal select digit with T2 adjust digit with T1
4	P 4	-- 99 - L - - average value of 1-99 measurements line-break-indicator with value falling 25% below measured signal: - = no L = yes
5	P 5	2/5/10 half correction of last digit by steps of 2, 5 or 10
only for instruments with operating input (option)		
6	P 6	--- 0
		--- 1 ---
0 = operating input off 1 = blanking input 2 = segment-test 3 = display hold 4 = display shows ON 5 = display shows OFF 6 = display shows HELP		

number of digits

article	display
DA10-NA30/Exxx	▣▣▣
DA10-NA31/Exxx	± ▣▣▣
DA10-NA40/Exxx	▣▣▣▣

Rear connector with screw-type terminals



input	Ri
4	50 Ohm
5	150 kOhm

technical data:

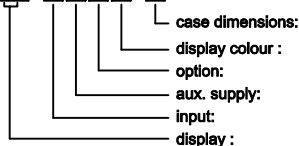
aux. supply:	18 - 35 VDC
display height:	10 mm, LED red or green
power consumption:	max. 1 VA
measuring range voltage:	-10V ... +10V DC
measuring range current:	-19mA ... +20mA DC
principle of measurement:	dual-slope-integration
conversion rate:	approx. 5 measurements/sec.
error of measurements:	+/- 0,01% of measuring value, +/- 1 digit
overflow:	flashing of display segments in the middle
temperature range:	-20 °C...+65 °C
controls:	on the top side
mounting depth:	91 mm
panel cutout DA10-NAxx/Exxx:	45(+0,6) x 22,2(+0,3) mm
panel cutout DA10-NAxx/Exxx-4:	45(+0,6) x 45(+0,6) mm
panel cutout DA10-NAxx/Exxx-7:	68(+0,7) x 22,2(+0,3) mm
bezel height	5,25 mm

display messages:

EEP	EEProm under programming
----	overflow (flashing of display segments in the middle)
- -	line break indicator

resolution	DA10-NA30/Exxx:	-199...999
	DA10-NA31/Exxx:	-1999...+1999
	DA10-NA40/Exxx:	-1999...9999

DA10-NA□□□□□□□□



without	= 48 x 24mm	4 = 48 x 48mm	7 = 72 x 24mm
R = red	G = green		
0 = none	F = operating input		
1 = 24VDC			
E = DC current/voltage	20mA/10V		
30 = 3 digits	31 = 3-1/2 digits	40 = 4 digits	

GS Gebhardt & Schäfer Industrie-Elektronik GmbH

Moltkestraße 44a, D-42799 Leichlingen
Postfach 15 52, D-42786 Leichlingen
Tel. +49 (0) 21 75 / 89 91 30
Fax +49 (0) 21 75 / 89 91 39
Internet: <http://www.GS-GmbH.de>
E-Mail: info@GS-GmbH.de

Deutsche Bank 24
Konto-Nr. 851 085 100
BLZ 375 700 24
Kreissparkasse Köln
Konto-Nr. 031 200 61 45
BLZ 370 502 99

Foreign Payments:
Deutsche Bank 24
Account-No. 851 085 1
Bank Code 375 700 24
IBAN DE 81375700240008510851
S.W.I.F.T. DEUTDE33 375

Geschäftsführer:
Karlheinz Schäfer
Guido Gebhardt
USt.-Nr. DE 123713297
Amtsgericht Köln
HRB 48860